


Upgrade your existing x-ray cabinet with true **Real Time (scopy)** DDA

APPLICATIONS

- ▶ Weld inspection (SAW, ERW, E-beam, seam, laser welds, ...)
- ▶ Al, Fe, Ti, Cu alloys, plastic casting defects such as porosities, thermal cracks and inclusions.
- ▶ Composite materials (wrinkles, material inclusions, wings, spoiler, ...)
- ▶ Confirmation of mechanical or electrical components presence in objects
- ▶ Ammunitions inspection (detection of chemical liquids, defect detection in explosives or in the shell)
- ▶ Historical assets
- ▶ Universities and research centres



KEY FEATURES

True Real Time

Combine digital radiography and radioscopy.

Quick real time localisation of defect zones.

Fast confirmation of component presence in an object.

Then, possibility to make high quality pictures in radiography mode in case of doubts.

Easy and cost effective cabinet upgrade

Keep your existing shielded cabinet and CP X-ray generator (up to 450 kV). Replace your films, your image intensifier and even your conventional DDA. RT features don't require any synchronization with your existing X-ray generator and electromechanical manipulation system.

Film to digital radiology

No more consumables (films and chemicals) or dark room needed. Easy digital archiving & reporting.

Direct image on the computer (no manual process).

Real-time X-ray videos for perfect and **rapid image adjustment**. No more concerns about the kV and mA calculation thanks to real-time video in AVI format.

Compliance with ISO 17636-2.

Unmatched image quality

Fantastic sensitivity, excellent signal to noise ratio (SNR) and unbeatable contrast resolution better than 1% (EN 462-1).


Radioscopy to radiography mode switch during the X-ray shot thanks to **automatic motion detection** with automatic and fast averaging and automatic video/image filtering.

User-friendly

All key tools available within one mouse click.

Magnifier and real time filters.

Contact us for a demonstration. After a set-up of 15 minutes and a training of 2 hours, you will be able to make great pictures/videos.



Dereo RT SPECIFICATION

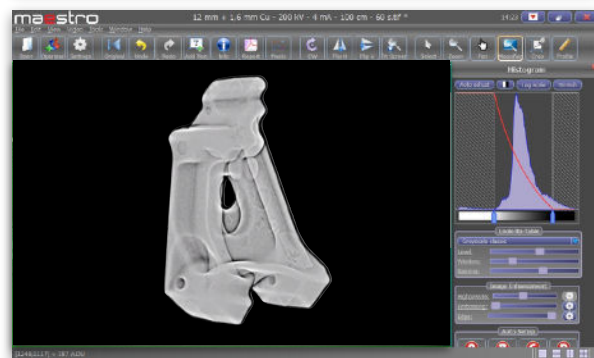



MODEL	ACTIVE AREA (cm)	PIXEL SIZE (μm)	FRAME RATE (fps)	POTENTIAL (kV)	POWER
Dereo RT 1515	15 x 15	119	34	Up to 450	Universal mains power supply
Dereo RT 2323	23 x 23	179	30	Up to 450	Universal mains power supply
Dereo RT 2532	25 x 32	124	22	Up to 450	Universal mains power supply
Dereo RT 3030	30 x 30	145	14	Up to 450	Universal mains power supply
Dereo RT 4343	43 x 43	139	6	Up to 450	Universal mains power supply

Unique : let us know your application and **X-RIS** will select the right scintillator for you.

MAESTRO SOFTWARE

- ▶ Software interfaces developed **by and with field users**
- ▶ Very **intuitive** software interfaces. All key tools of **Maestro** accessible with one mouse click, only.
- ▶ Zoom in / out, screen adjustment, rotation, horizontal and vertical flip, cropping, ...
- ▶ Access to the LUT (**look-up-table**)
- ▶ Black and white reversal
- ▶ Annotations
- ▶ **ACUITY** Filter
- ▶ **Real time** magnifier
- ▶ **Real time** filters (Acuity, Defect, Contrast, Edge, Noise reduction, ...)
- ▶ Smart measurement tools
- ▶ NDT Tools for normative inspections
- ▶ Bad pixels map
- ▶ **DICONDE**
- ▶ Compliant with all major NDT standards (ISO 17636-2, ASTM-E 2698, E2736, E2737, E2597, Safran PR5250, Airbus AITM 6-7007 and Boeing BSS-7044)
- ▶ Control of many X-ray generator brands and models
- ▶ Any language available upon request
- ▶ **X-RIS** is open to discuss the development of new software tools
- ▶ RT acquisitions : self-detection of movements



Dereo RT ACCESSORIES

- ▶ PC workstation :
 - ▶ Screen size : Min. 21"
 - ▶ Processor: CPU Core I7 or better
 - ▶ RAM : Min. 8 Go
 - ▶ Dedicated GPU
 - ▶ Windows 10
 - ▶ Gigabit ethernet port dedicated for **Dereo RT**
- ▶ **Dxbox RT/CT**



www.xris.eu