

Bolt 6K

The Next Generation of Superior Imaging



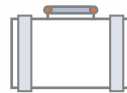
The ideal solution for your digital radiography inspections:



Instant amazing quality images
Class B according to ISO 17636-2



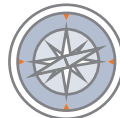
Superb resolution:
50µm pixel size



Real time imaging
capabilities



Small and lightweight DDA for
challenging environments



Imaging area:
145x114 mm (~5.7x4.5 inch)



Battery operated, wireless
system designed for the field

Bolt 6K

The ideal system for high resolution results

Class B images according to ISO 17636-2 standard

Aluminum welding, plate thickness 4mm, demonstrating W16 and nSNR over 280 (70kVp 1.5mA SID 1m 30sec).

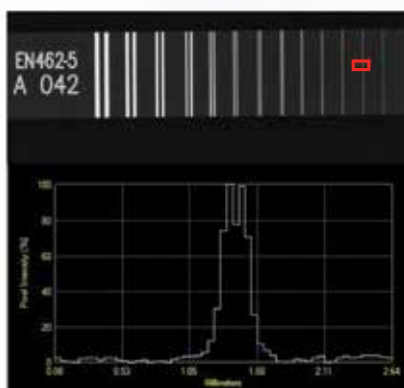


Bolt 6K Explore, Detect, Go



Simple to operate enhancement features in addition to advanced proprietary Xbit/VEO Lite software for NDT operators: High pass filters, Stitching, Summation, Overlay, Emboss, Zoom 1600%, Windows Leveling, Histogram and more.

Comprehensive database - X-ray image records include external images, automatic info, easy search & sharing, while keeping your information safe in a designated file format and on the operator's laptop.



After just 3 clicks



Intuitive software interface designed for real life usage



Best one-click tools to get clear visuals with minimal x-ray dose

Duplex Wire image, the measured basic spatial resolution based on Duplex Wire IQI was 50um (resulting in modulation at 12D on the duplex wire IQI image). It was Measured with CP120 and Eresco X-ray sources without additional filtration.

Bolt 6K Technical Specifications

Specification**	Bolt 6K
Imaging Area:	145x114 mm (~5.7x4.5")
Imager Size:	228 X 146 X 35 mm (h,w,d) (~9 X 5.7X 1.3")
Imager Weight:	1.8 Kg (~4lbs)
Resolution:	10 lp/mm
Dynamic Range:	14 bit (16,384 Grey levels)
Sensor Type:	CMOS Gadox
Pixel Size:	50 µm
Battery Operation:	Over 5 hours
Optional Accessories:	XR-DE Plus: Dual Energy Module for Organic/Inorganic Detection, High Power Wireless up to 1.5 km (1 mile) line of sight, Wi-Fi 300m line of sight between operator and down-range, WXR for Wireless Communication between X-Ray and Panel Tripod Mount. External Camera - IR light and microphone.
Software:	Advanced proprietary Xbit/VEO Lite software for NDT operators: High pass filters, Stitching, Summation, Overlay, Emboss, Zoom 1600%, Windows Leveling, Histogram and more.

** All specifications are subject to changes

