

DARACLEAN®

***DARACLEAN® 282GF
Technical Manual***

MAGNAFLUX®

A Division of Illinois Tool Works Inc.

DISTRIBUÉ PAR / DISTRIBUTED BY:



QUEBEC

164, St-Jean-Baptiste
Mercier, QC J6R 2C2

T : (450) 691-9090

ONTARIO

275 Sheldon Drive, Unit 3
Cambridge, ON N1T 1A3

T : (519) 894-9069

www.qnde.ca

Description:

SAFE AND EFFECTIVE

DARACLEAN® 282GF is a low-foaming, all-purpose alkaline cleaning solution. Formulated with a blend of surfactants, emulsifiers, and corrosion inhibitors, DARACLEAN® 282GF is an excellent general cleaner for use on a broad spectrum of soils. Designed to be used with immersion, spray, and ultrasonic applications, it is safe to use with most metals and is non-aggressive towards aluminum, brass, copper, and titanium alloys.

AEROSPACE QUALIFIED

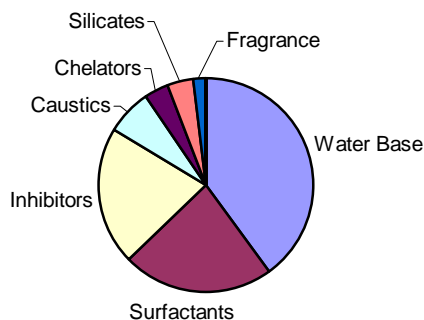
DARACLEAN® 282GF has been tested and certified to meet and exceed most Aerospace industry specifications for aqueous and alkaline cleaners. Certifications include AMS, ARP, Boeing, , GEAE, and Pratt & Whitney. In addition, DARACLEAN® 282GF is Clean Air Certified to SCAQMD requirements and is approved to MIL-C-29602. DARACLEAN® 282GF has been tested by outside laboratories and complies with ASTM F-483, F-484, F-485, F-502, F-519, F-945, F-1110, and F-1111.

SOIL REJECTING

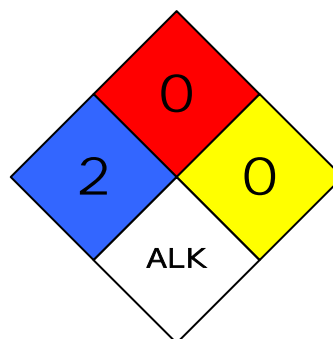
DARACLEAN® 282GF has excellent soil-rejecting qualities. After soils are lifted from part surfaces, they are suspended in the cleaner for a short time. Solid particulate soils will slowly settle out of solution. Over time, oil and grease droplets will coalesce and float on the surface of the solution. Removal of particulate and oils can easily be accomplished using filters or skimmers as necessary. This action extends the useful life of DARACLEAN® 282GF much further than emulsion-type cleaning solutions.

Formulation:

DARACLEAN® 282GF Concentrate



NFPA Rating



pH Level

13-14	Caustic
11-13	High Alkaline
9-11	Alkaline
7-9	Neutral

Higher pH cleaners are more aggressive and will clean tougher soils, but high pH levels can corrode or etch soft metal surfaces.

Foam Level

High
Moderate
Suppressed
Low

High foam levels will penetrate cracks and holes better, but foam cannot be tolerated in spray applications.

Silicates

YES	NO
-----	----

Silicates prevent corrosion of metal surfaces, but can form mineral films at high temperatures.

Phosphates

YES	NO
-----	----

Phosphates provide excellent cleaning action, but are subject to environmental regulations.

Hard Water Tolerance

High
Moderate
Low

Hard water can suppress cleaning actions – some cleaners are formulated to counteract hard water effects.

Aerospace Compliant

YES	NO
-----	----

See list for specification compliance

SARA Reportables

YES	NO
-----	----

Typical Properties:

	100% Concentrate	10% in DI Water	0.25% in DI Water
Appearance	Clear yellow liquid		
Odor	Citrus		
Free Alkaline Equivalent (to pH 8.3)	0.31 – 0.34		
Total Alkaline Equivalent (to pH 4.0)	0.46 – 0.50		
Cloud Point, °F (°C)		108 (42)	
pH	12.6 – 12.9	11.4 – 11.9	
Conductivity, mS	20.7		
Refractive Index, °Brix	11.7 – 1.5		
Specific Gravity	1.02		
Density, Lb/US Gal	8.5		
Surface Tension, dynes/cm		34	
Vapor Pressure, mmHg @ 20°C	18		
VOC, EPA Method 24	24.0 g/L 0.5 Lb/US Gal	6.0 g/L < 0.1 Lb/US Gal	
Total Fats, Oils & Grease (FOG)			76 ppm
Petroleum Hydrocarbons			8 ppm
Biochemical Oxygen Demand (5-day BOD)			92 ppm
Chemical Oxygen Demand (COD)			465 ppm
<u>Typical elemental concentrations:</u>			
Chloride		< 1 ppm	
Phosphorous		< 1 ppm	
Sodium		220 ppm	
Potassium		620 ppm	
Silicon		150 ppm	
Sulfur		86 ppm	
Boron		29 ppm	

A randomly selected drum sample was analyzed and found to have the above chemical properties. The product is not manufactured to these specifications, therefore slight variations may be expected from batch to batch.

Application Data:

DARACLEAN® 282GF is suitable for the removal of light to moderate soils from Aluminum, Brass, Bronze, Carbon Steel, Cast Iron, Copper, Hastelloy, Inconel, Magnesium, Stainless Steel, and Titanium alloys. Independent laboratory tests have demonstrated excellent corrosion inhibition in sandwich testing and stock-loss testing.

DARACLEAN® 282GF can be pretreated via skimming and/or filtering prior to disposal. Final sewerability is determined by the municipal sewer district covering the plant location and local regulations.

It is recommended that DARACLEAN® 282GF be stored in well-ventilated areas at temperatures between 40 and 100 °F (4 and 38 °C). The recommended shelf life of this product is one year.

Material Performance:

<u>Test</u>	<u>Concentrate</u>	<u>25% Solution</u>	<u>10% Solution</u>
ASTM F-483 Immersion Corrosion	Conforms	Conforms	Conforms
ASTM F-484 Stress Cracking on Acrylic Plastics	Conforms	Conforms	Conforms
ASTM F-485 Effects on Unpainted Aircraft Surfaces	Conforms	Conforms	Conforms
ASTM F-502 Effects on Painted Aircraft Surfaces	Conforms	Conforms	Conforms
ASTM F-519 Hydrogen Embrittlement	Conforms	Conforms	Conforms
ASTM F-945 Titanium Stress Corrosion	Conforms	Conforms	Conforms
ASTM F-1110 Sandwich Corrosion	Conforms	Conforms	Conforms
ASTM F-1111 Corrosion of Low-Embrittling Cadmium Plate	Conforms	Conforms	Conforms

Film Residue

Dry, non-tacky, short-term corrosion inhibitor

Foam Levels

20 mL of 1% Solution in cold tap water 5 mL foam
20 mL of 1% Solution in hot tap water Flat, no foam

Typical Applications:

Excellent	★★★★	Aluminum	Anodized Surfaces	Brass & Bronze	Carbon Steel & Cast Iron	Copper	Magnesium	Nickel & Superalloys	Plating (Cd, Cr, Ir, Pt)	Stainless Steel	Titanium	Zinc
Good	★★★											
Fair	★★											
Poor	★											
Not Recommended												
Water-Soluble Oils	★★★★	★★★★	★★★★	★★★★	★★★★	★★★★	★★★★	★★★★	★★★★	★★★★	★★★★	
Machining Fluids	★★★★	★★★★	★★★★	★★★★	★★★★	★★★★	★★★★	★★★★	★★★★	★★★★	★★★★	
Synthetic Coolants	★★★★	★★★★	★★★★	★★★★	★★★★	★★★★	★★★★	★★★★	★★★★	★★★★	★★★★	
Medium Weight Oils	★★★★	★★★★	★★★★	★★★★	★★★★	★★★★	★★★★	★★★★	★★★★	★★★★	★★★★	
Lube Oils	★★★★	★★★★	★★★★	★★★★	★★★★	★★★★	★★★★	★★★★	★★★★	★★★★	★★★★	
Buffing Compounds	★★★★	★★★★	★★★★	★★★★	★★★★	★★★★	★★★★	★★★★	★★★★	★★★★	★★★★	
Motor Oils	★★★★	★★★★	★★★★	★★★★	★★★★	★★★★	★★★★	★★★★	★★★★	★★★★	★★★★	
Heavy Petroleum Oils	★★★★	★★★★	★★★★	★★★★	★★★★	★★★★	★★★★	★★★★	★★★★	★★★★	★★★★	
Carbonized Soils	★★★★	★★★★	★★★★	★★★★	★★★★	★★★★	★★★★	★★★★	★★★★	★★★★	★★★★	
Railroad & Axle Grease												
Glues												
Spray Adhesives												

Typical Usage:

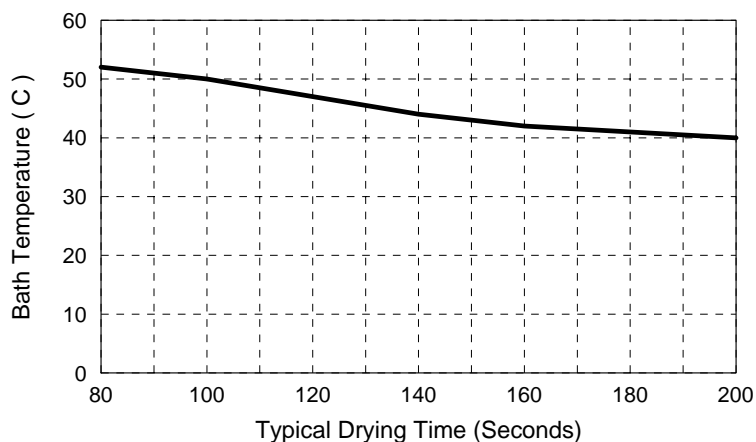
Cleaning Method	Concentration	Temperature	Typical Duration
Immersion	3 – 25 %	80 – 180 °F 27 – 82 °C	2 – 30 minutes
Ultrasonic	3 – 25 %	80 – 180 °F 27 – 82 °C	2 – 30 minutes
Spray	1 – 12 % 2 – 5% Recommended	130 – 180 °F 54 – 82 °C	0.25 – 3 minutes
Steam	1 – 12 %	150 – 200 °F 66 – 93 °C	1 – 5 minutes
Hand Wipe	10 – 100%	Ambient	As required
Corrosion Inhibitor	1 – 3 %	80 – 180 °F 27 – 82 °C	0.25 – 5 minutes

For each application, the concentration, temperature, and duration should be adjusted for optimum performance

Temperature vs. Drying Time

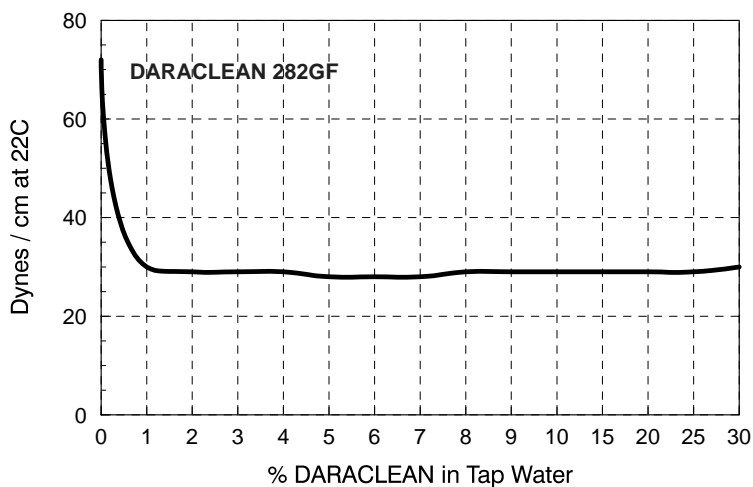
DARACLEAN 282GF

- Drying time is significantly reduced at higher bath temperatures



Surface Tension (Tensiometric Method)

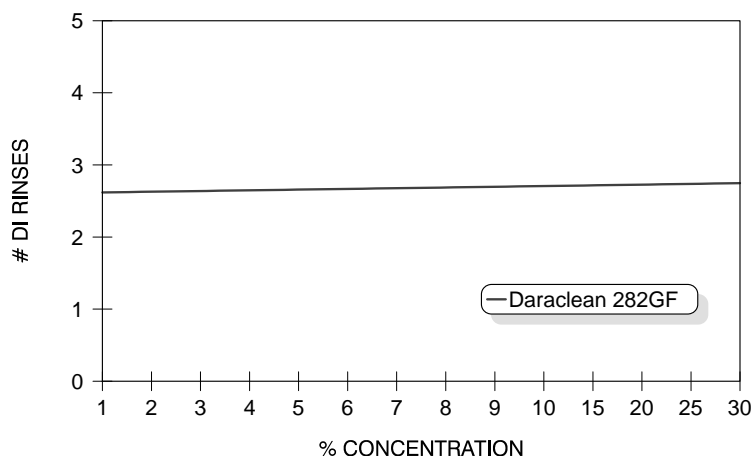
- Surface tension is dramatically reduced, increasing surface-wetting and minimizing drag-out.



RINSABILITY

Rinses to Zero Conductivity

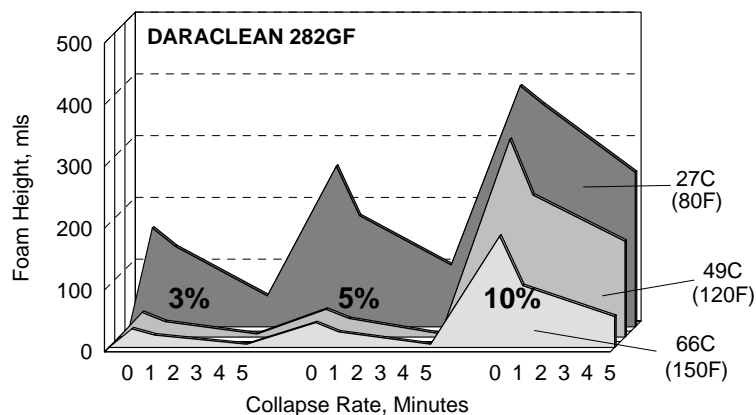
- Complete rinsing of clean surfaces is normally accomplished in two to three rinse stages.



Foaming Properties

Blender Method

- Foam levels are significantly reduced at higher temperatures, and very low foam persistence observed.



Bath Maintenance Tests:

Concentration Measurement by Titration Kit Method:

Sample Size:	10 mL		10 mL
Indicator:	Phenolphthalein	OR	Phenolphthalein
Titrant:	0.5N Acid (HCl)		1.0N Acid (HCl)
Concentration (%):	1.0 x drops titrant		2.0 x drops titrant

PROCEDURE:

1. Using a cup, take about 500 mL cleaning solution from a thoroughly agitated bath.
2. Using a graduated cylinder, pipette or syringe, transfer 10 mL (cc) sample to an Erlenmeyer flask.
3. Dilute as desired to approximately 50 mL with DI water. (Increased volume will help see the endpoint; the volume is not critical.)
4. Add approximately 5 drops indicator; solution will turn pink.
5. While swirling, hold the acid titrant bottle exactly vertical and add dropwise till pink disappears. (If using a pH meter, titrate to pH 8.3.)
6. Record the number of drops titrant.
7. Calculate: drops acid x factor (depending on the normality of acid titrant used) = % DARACLEAN® 282GF

Concentration Measurement by Conductivity Method:

% DARACLEAN® 282GF = Bath Conductivity (µS) ÷ 200 (Solution in DI Water)

Oil Load Measurement:

PROCEDURE:

1. Take approximately 500 mL sample from a well agitated tank.
2. Transfer 100 ml to a 100 mL graduated cylinder.
3. Allow to set 30-60 minutes.
4. Record mL oil floating on the top.
 - 3 mL or less = no action required
 - Over 3 mL = skim excess oil from bath

Particulate Load Measurement:

PROCEDURE:

1. Using the same sample as for oil load, record mls sediment on the bottom of the cylinder.
 - 2 mL sediment = no action required
 - Over 2 mL = filter sediment from bath

Cleaning Strength by Alkalinity Ratio:

EQUIPMENT:

10 mL pipette
125 mL Erlenmeyer flask or beaker
25 or 50 mL burette (0.1 mL graduations)
Magnetic stirrer with Teflon magnet
pH meter

REAGENTS:

DI water
0.1 N Acid (HCL)
Methyl Orange Indicator (if pH meter is not available)
Phenolphthalein Indicator (if pH meter is not available)

Note: Bromophenol Blue may be used instead of Methyl Orange.

PROCEDURE

1. Take a 500 mL sample from a well agitated cleaning bath
2. Transfer 10 mL sample into a flask or beaker.
3. Add deionized water to approximately 50 mL (volume is not critical).
4. Titrate with 0.1 N Acid to pH 8.3 (or titrate using Phenolphthalein indicator to a clear endpoint if a pH meter is not available).
5. Transfer a second 10 mL sample into a fresh flask or beaker.
6. Add deionized water to approximately 50 mL.
7. Titrate with 0.1 N Acid to pH 4.0 (or titrate using Methyl Orange indicator to a red-orange endpoint if a pH meter is not available).
8. Calculate: Alkalinity Ratio = mL titrant to pH 4.0 (#7 above) ÷ mL titrant to pH 8.3 (#4 above)
 - Theoretical Alkalinity Ratio for DARACLEAN® 282GF is 1.1.
 - If Alkalinity Ratio is 1.1 – 3.0 ,add DARACLEAN® 282GF as required to maintain concentration.
 - If Alkalinity Ratio is greater than 3.0, evaluate the cleaning performance of the bath. If cleaning performance has fallen off, dump and recharge with fresh product

DARACLEAN® 282GF Aerospace Specification Conformance:

ASTM F-483 – Immersion Corrosion
ASTM F-484 – Stress Craze of Acrylic Plastics
ASTM F-485 – Unpainted Aircraft Surfaces
ASTM F-502 – Painted Aircraft Surfaces
ASTM F-519 – Hydrogen Embrittlement
ASTM F-945 – Titanium Stress Corrosion
ASTM F-1110 – Sandwich Corrosion
ASTM F-1111 – Corrosion of Low-embrittling Cadmium Plate

AMS 1526 – Aircraft Exterior Surfaces

ARP 1511 – Low-embrittling Cd Plate
ARP 1512 – Sandwich Corrosion
ARP 1755 – Stock Loss

Boeing D6-48809 – Sandwich Corrosion

GEAE Method 22 – 70-21-22

MIL-C-29602 – Cleaning Compounds

Pratt & Whitney PMC 1438-1
Pratt & Whitney PWA 36604 – Hot Corrosion
Pratt & Whitney PWA 36604 – Non-Metallics
Pratt & Whitney PWA 36604 – PWA 407 Rubber

Rolls Royce CSS204 Type A

SCAQMD Clean Air Certification

DARACLEAN® 282GF conforms with many other aerospace, automotive, and industrial cleaning specifications. For more information on conformance to specifications, please contact us via our website at www.qnde.ca.

Ordering Information:

DARACLEAN® 282GF is available in 5 gallon pails and 55 gallon drums:

<u>P/N</u>	<u>Description</u>	<u>Weight</u>
01-6010-40	DARACLEAN® 282GF, 5 US Gallons (18.9 liters)	43 Lb (19.5 kg)
01-6010-45	DARACLEAN® 282GF, 55 US Gallons (189.3 liters)	469 Lb (213 kg)

DARACLEAN® 282GF, 5 Gallon Pail	NSN # 6850-01-423-2723
DARACLEAN® 282GF, 55 Gallon Drum	NSN # 6850-01-423-2726

DARACLEAN® Brand Aqueous Cleaners are manufactured by MAGNAFLUX®, a division of Illinois Tool Works Inc. and distributed through local distributors around the world. For more information or to find a local distributor near you, please visit our website at www.qnde.ca.

The information contained herein is based on our best knowledge, and is believed to be true and accurate. Please read all statements, recommendations, and suggestions contained herein in conjunction with MAGNAFLUX® conditions of sale, which apply to all goods supplied. MAGNAFLUX® assumes no responsibility for the use of these statements, recommendations, or suggestions, nor do we intend them as a recommendation for any use which would infringe any patent or copyright. We reserve the right to change specifications without prior notice or obligation

MAGNAFLUX®
A Division of Illinois Tool Works Inc.

DISTRIBUÉ PAR / DISTRIBUTED BY:

QUEBEC	ONTARIO
164, St-Jean-Baptiste	275 Sheldon Drive, Unit 3
Mercier, QC J6R 2C2	Cambridge, ON N1T 1A3
T : (450) 691-9090	T : (519) 894-9069

 www.qnde.ca

How to Measure Daraclean Concentration by Burette Titration

1. Use the How to Determine Titration Factor instructions to determine the titration factor for your cleaning solution.
2. Thoroughly agitate in-use cleaning bath, then take about 100 mL of cleaning solution.
3. Use a graduated cylinder, pipette, or syringe to measure 10 mL of cleaning solution.
4. Transfer cleaning solution sample to an Erlenmeyer flask and add 40 mL DI water to make a 50 mL sample. (Increased volume will help see the endpoint; exact volume is not critical.)
5. Add 5 drops of phenolphthalein (or other indicator) to sample and swirl to mix. Solution will turn pink (or other color depending on the indicator used).
6. While swirling, slowly add 0.5N HCl (or other 0.5N titrant) drop-by-drop to the sample until the solution turns clear (or other end-point color depending on the indicator used). Record the mL of titrant to reach the end-point.
7. Calculate cleaning solution concentration by:
mL of titrant to reach end-point × Titrant normality × Titration factor = % Cleaning solution

How to Determine Titration Factor

1. Prepare 100 mL of fresh 5% cleaning solution and 10% cleaning solution.
2. Use a graduated cylinder, pipette, or syringe to measure 10 mL of each prepared cleaning solution (5% and 10%).
3. Transfer each cleaning solution sample to an Erlenmeyer flask and add 40 mL DI water to each flask to make two 50 mL samples. (Increased volume will help see the endpoint.)
4. Add 5 drops of phenolphthalein (or other indicator) to each sample (5% and 10%) and swirl to mix. Solution will turn pink (or other color depending on the indicator used).
5. While swirling, slowly add 0.5N HCl (or other 0.5N titrant) drop-by-drop to the 5% sample until the solution turns clear (or other end-point color depending on the indicator used). Count and record the number of drops or mL of titrant added to reach the end-point. Repeat for 10% sample.
6. Calculate factor by:

$$\frac{\% \text{ Cleaning solution}}{\text{Number of drops of titrant to reach end-point}} = \text{Titration factor}$$

$$\text{Example: } \frac{5\%}{8 \text{ drops}} = 0.625$$

if titrating with acid other than 0.5N:

$$\frac{\% \text{ Cleaning solution}}{\text{mL of titrant to reach end-point} \times \text{Titrant normality}} = \text{Titration factor}$$

The titration factors for 5% and 10% samples should calculate out to be the same.

How to Measure Daraclean Concentration by HACH Alkalinity Titration Kit

1. Thoroughly agitate in-use cleaning bath, then take about 100 mL of cleaning solution.
2. Fill the kit's measuring tube to the top with cleaning solution.
3. Transfer cleaning solution sample into the mixing bottle.
4. Add one packet of Bromcresol Green-Methyl Red indicator powder to the mixing bottle and swirl to dissolve. Solution will turn blue-green.
5. While swirling, slowly add Sulfuric Acid titrant solution drop-by-drop to the sample until the solution turns pink. Count how many drops are added to turn the solution pink.

6. Calculate cleaning solution concentration by:

$$\text{Number of drops of titrant to reach end-point} \times \text{Titration factor} = \% \text{ Cleaning solution}$$

Product	Titration Kit Titration Factor*
Daraclean 121	6.3
Daraclean 200	1.15
Daraclean 212	0.7
Daraclean 232	1.8
Daraclean 235	2.15
Daraclean 236	2.5
Daraclean 238	0.8
Daraclean 257	1.0
Daraclean 259	0.65
Daraclean 282	1.7
Daraclean 282GF	1.43
Daraclean 283	1.66
LC5	0.08
Magnavu Dip	1.4
Magnavu Spray	1.4
615	0.71

* Titration factors in this table apply only to titrations performed with the HACH Alkalinity Titration Kit.

Alkalinity Titration Kit Ordering Information

Description: Alkalinity Test Kit, Model AL-TA

Product #: 2314500

Manufacturer: Hach Company

DISTRIBUÉ PAR / DISTRIBUTED BY:



QUEBEC
164, St-Jean-Baptiste
Mercier, QC J6R 2C2
T: (450) 691-9090

ONTARIO
275 Sheldon Drive, Unit 3
Cambridge, ON N1T 1A3
T: (519) 894-9069

www.qnde.ca