

**DARACLEAN®**

***DARACLEAN® 212  
Technical Manual***

**MAGNAFLUX®**

A Division of Illinois Tool Works Inc.

DISTRIBUÉ PAR / DISTRIBUTED BY:



QUEBEC

164, St-Jean-Baptiste  
Mercier, QC J6R 2C2  
T : (450) 691-9090

ONTARIO

275 Sheldon Drive, Unit 3  
Cambridge, ON N1T 1A3  
T : (519) 894-9069

[www.qnde.ca](http://www.qnde.ca)

## Description:

### **SAFE AND EFFECTIVE**

DARACLEAN® 212 is a high-foaming, all-purpose neutral cleaning solution. Formulated with a blend of surfactants, emulsifiers, and corrosion inhibitors, DARACLEAN® 212 is an excellent general cleaner for use on a broad spectrum of soils. Designed to be used with immersion, agitated tank, and ultrasonic applications, it is safe to use with most metals and is non-aggressive towards aluminum, brass, copper, zinc, magnesium, and titanium alloys.

### **AEROSPACE QUALIFIED**

DARACLEAN® 212 has been tested and certified to meet and exceed most Aerospace industry specifications for aqueous and alkaline cleaners. Certifications include AMS, ARP, Boeing, and Douglas. Additionally, DARACLEAN® 212 is Clean Air Certified to SCAQMD regulations. DARACLEAN® 212 has been tested by outside laboratories and complies with ASTM F-331, F-483, F-484, F-485, F-502, F-519, F-945, F-1110, and F-1111.

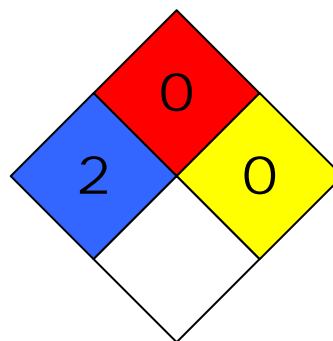
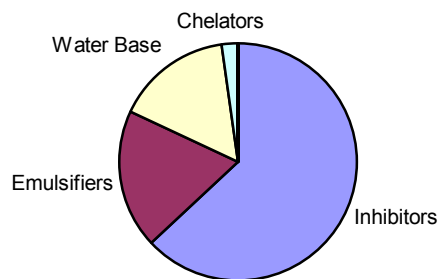
### **SOIL REJECTING**

DARACLEAN® 212 has excellent soil-rejecting qualities. After soils are lifted from part surfaces, they are suspended in the cleaner for a short time. Solid particulate soils will slowly settle out of solution. Over time, oil and grease droplets will coalesce and float on the surface of the solution. Removal of particulate and oils can easily be accomplished using filters or skimmers as necessary. This action extends the useful life of DARACLEAN® 212 much further than emulsion-type cleaning solutions.

## Formulation:

DARACLEAN® 212 Concentrate

NFPA Rating



**pH Level**

13-14	Caustic
11-13	High Alkaline
9-11	Alkaline
7-9	Neutral

Higher pH cleaners are more aggressive and will clean tougher soils, but high pH levels can corrode or etch soft metal surfaces.

**Foam Level**

High
Moderate
Suppressed
Low

High foam levels will penetrate cracks and holes better, but foam cannot be tolerated in spray applications.

**Silicates**

YES	NO
-----	----

Silicates prevent corrosion of metal surfaces, but can form mineral films at high temperatures.

**Phosphates**

YES	NO
-----	----

Phosphates provide excellent cleaning action, but are subject to environmental regulations.

**Hard Water Tolerance**

High
Moderate
Low

Hard water can suppress cleaning actions – some cleaners are formulated to counteract hard water effects.

**Aerospace Compliant**

YES	NO
-----	----

See list for specification compliance

**SARA Reportables**

YES	NO
-----	----

Diethanolamine (111-42-2) – 1.4 %

## Typical Properties:

	100% Concentrate	10% in DI Water	0.25% in DI Water
Appearance	Clear straw / amber		
Odor	Bland		
Free Alkaline Equivalent (to pH 8.3)	N/A		
Total Alkaline Equivalent (to pH 4.0)	1.0 – 2.0		
Cloud Point, °C		145 – 160 °F 63 – 71 °C	
pH	8.3 – 8.7	7.8 – 8.5	
Conductivity, mS	9.6		
Refractive Index, °Brix	34.0 – 38.0		
Specific Gravity	1.035		
Density, Lb/US Gal	8.6		
Surface Tension, dynes/cm		33	
Vapor Pressure, mmHg @ 20°C	24		
VOC, EPA Method 24	71.9 g/L 0.6 Lb/US Gal	7.2 g/L < 0.1 Lb/US Gal	
Total Fats, Oils & Grease (FOG)			354 ppm
Petroleum Hydrocarbons			35 ppm
Biochemical Oxygen Demand (5-day BOD)			533 ppm
Chemical Oxygen Demand (COD)			2170 ppm
<u>Typical elemental concentrations:</u>			
Chloride		9 ppm	
Phosphorous		< 1 ppm	
Sodium		570ppm	
Potassium		8 ppm	
Silicon		< 1 ppm	
Sulfur		< 1 ppm	
Boron		< 1 ppm	
Carbonate		< 1 ppm	

A randomly selected drum sample was analyzed and found to have the above chemical properties. The product is not manufactured to these specifications, therefore slight variations may be expected from batch to batch.

## Application Data:

DARACLEAN® 212 is suitable for the removal of light to moderate soils from Aluminum, Brass, Bronze, Carbon Steel, Cast Iron, Copper, Hastelloy, Inconel, Magnesium, Stainless Steel, Titanium, and Zinc alloys. Independent laboratory tests have demonstrated excellent corrosion inhibition in sandwich testing and stock-loss testing.

DARACLEAN® 212 can be pretreated via skimming and/or filtering prior to disposal. Final sewerability is determined by the municipal sewer district covering the plant location and local regulations.

It is recommended that DARACLEAN® 212 be stored in well-ventilated areas at temperatures between 40 and 100 °F (4 and 38 °C). The recommended shelf life of this product is one year.

## Material Performance:

<u>Test</u>	<u>Concentrate</u>	<u>25% Solution</u>	<u>10% Solution</u>
ASTM F-483 Immersion Corrosion	Conforms	Conforms	Conforms
ASTM F-484 Stress Cracking on Acrylic Plastics	Conforms	Conforms	Conforms
ASTM F-485 Effects on Unpainted Aircraft Surfaces	Conforms	Conforms	Conforms
ASTM F-502 Effects on Painted Aircraft Surfaces	Conforms	Conforms	Conforms
ASTM F-519 Hydrogen Embrittlement	Conforms	Conforms	Conforms
ASTM F-945 Titanium Stress Corrosion	Conforms	Conforms	Conforms
ASTM F-1110 Sandwich Corrosion	Conforms	Conforms	Conforms
ASTM F-1111 Corrosion of Low-Embrittling Cadmium Plate	Conforms	Conforms	Conforms

Film Residue

Free-Rinsing, No Film Residue

Foam Levels

Moderate to high levels of foam develop with use

## Typical Applications:

Excellent	★★★★											
Good	★★★											
Fair	★★											
Poor	★											
Not Recommended												
		Aluminum	Anodized Surfaces	Brass & Bronze	Carbon Steel & Cast Iron	Copper	Magnesium	Nickel & Superalloys	Plating (Cd, Cr, Ir, Pt)	Stainless Steel	Titanium	Zinc
Water-Soluble Oils	★★★★	★★★★	★★★★	★★★★	★★★★			★★★★	★★★★	★★★★	★★★★	★★★★
Machining Fluids	★★★★	★★★★	★★★★	★★★★	★★★★			★★★★	★★★★	★★★★	★★★★	★★★★
Synthetic Coolants	★★★★	★★★★	★★★★	★★★★	★★★★			★★★★	★★★★	★★★★	★★★★	★★★★
Medium Weight Oils	★★★★	★★★★	★★★★	★★★★	★★★★			★★★★	★★★★	★★★★	★★★★	★★★★
Lube Oils	★★★★	★★★★	★★★★	★★★★	★★★★			★★★★	★★★★	★★★★	★★★★	★★★★
Buffing Compounds	★★★★	★★★★	★★★★	★★★★	★★★★			★★★★	★★★★	★★★★	★★★★	★★★★
Motor Oils	★★★★	★★★★	★★★★	★★★★	★★★★			★★★★	★★★★	★★★★	★★★★	★★★★
Heavy Petroleum Oils	★★★★	★★★★	★★★★	★★★★	★★★★			★★★★	★★★★	★★★★	★★★★	★★★★
Carbonized Soils	★★	★★	★★	★★				★★	★★	★★	★★	
Railroad & Axle Grease	★★★	★★★	★★★	★★★				★★★	★★★	★★★	★★★	★
Glues												
Spray Adhesives												

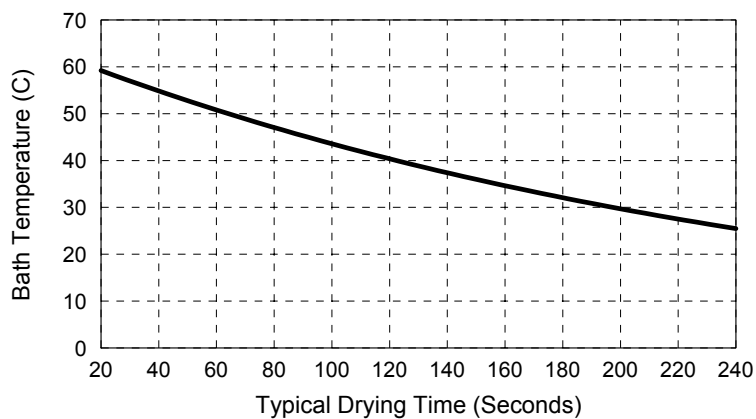
## Typical Usage:

Cleaning Method	Concentration	Temperature	Typical Duration
Immersion	3 – 25 % 8 – 12 % Recommended	80 – 180 °F 27 – 82 °C	2 – 30 minutes
Ultrasonic	3 – 25 % 8 – 12 % Recommended	80 – 180 °F 27 – 82 °C	2 – 30 minutes
Spray	Not Recommended		
Steam	1 – 12 %	150 – 200 °F 66 – 93 °C	1 – 5 minutes
Hand Wipe	10 – 25 %	Ambient	As required
Corrosion Inhibitor	3 – 5 %	Ambient – 180 °F Ambient – 82 °C	0.25 – 30 minutes

For each application, the concentration, temperature, and duration should be adjusted for optimum performance

## Temperature vs. Drying Time

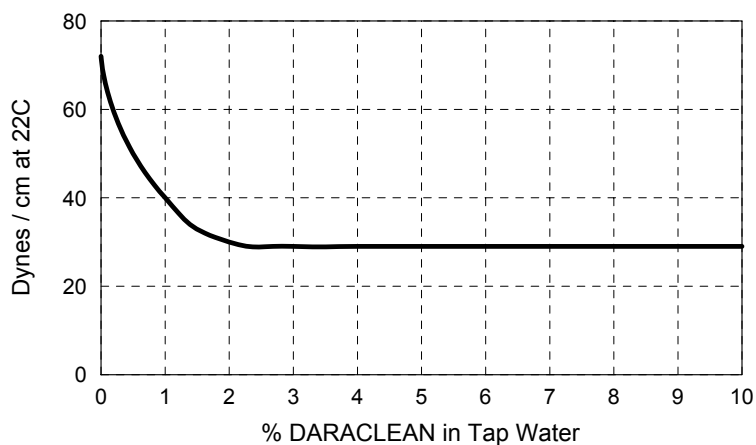
### DARACLEAN 212



- Drying time is significantly reduced at higher bath temperatures

## Surface Tension (Tensiometric Method)

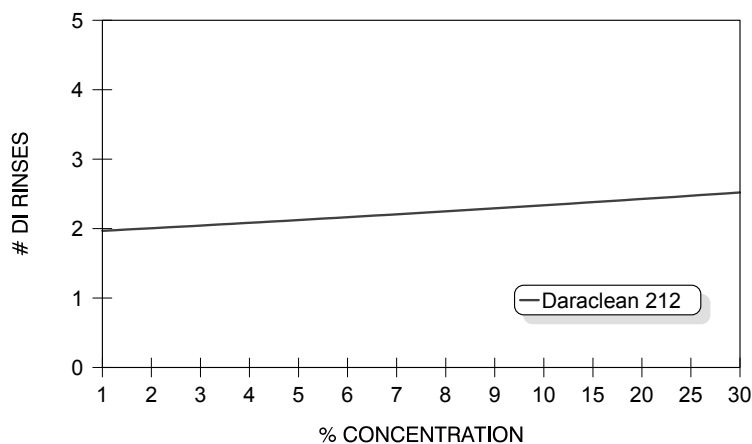
### DARACLEAN 212



- Surface tension is dramatically reduced, increasing surface-wetting and minimizing drag-out.

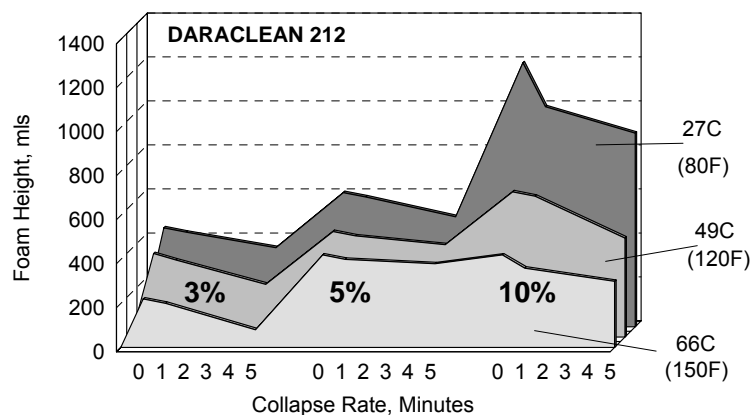
## RINSABILITY Rinses to Zero Conductivity

- Complete rinsing of clean surfaces is normally accomplished in two rinse stages.



## Foaming Properties Blender Method

- Moderate to high foam levels are formed, speeding the emulsification of waxes and petroleum oils.





## Bath Maintenance Tests:

### Concentration Measurement by Titration Kit Method:

<b>Sample Size:</b>	10 mL		10 mL
<b>Indicator:</b>	Bromophenol Blue	OR	Bromophenol Blue
<b>Titrant:</b>	0.5N Acid (HCl)		1.0N Acid (HCl)
<b>Concentration (%):</b>	0.3 × drops titrant		0.6 × drops titrant

### **PROCEDURE:**

1. Using a cup, take about 500 mL cleaning solution from a thoroughly agitated bath.
2. Using a graduated cylinder, pipette or syringe, transfer 10 mL (cc) sample to an Erlenmeyer flask.
3. Dilute as desired to approximately 50 mL with DI water. (Increased volume will help see the endpoint; the volume is not critical.)
4. Add approximately 5 drops indicator; solution will turn blue.
5. While swirling, hold the acid titrant bottle exactly vertical and add dropwise to a bright yellow-green endpoint. (If using a pH meter, titrate to pH 3.0.)
6. Record the number of drops titrant.
7. Calculate: drops acid x factor (depending on the normality of acid titrant used) = % DARACLEAN® 212

### Concentration Measurement by Refractometer Method:

$$\% \text{ DARACLEAN}^{\circledR} 212 = \text{Reading (}^{\circ}\text{Brix)} \times 2.6 \quad (\text{Solution in DI Water})$$

### Oil Load Measurement:

### **PROCEDURE:**

1. Take approximately 500 mL sample from a well agitated tank.
2. Transfer 100 ml to a 100 mL graduated cylinder.
3. Allow to set 30-60 minutes.
4. Record mL oil floating on the top.
  - 3 mL or less = no action required
  - Over 3 mL = skim excess oil from bath

### Particulate Load Measurement:

### **PROCEDURE:**

1. Using the same sample as for oil load, record mls sediment on the bottom of the cylinder.
  - 2 mL sediment = no action required
  - Over 2 mL = filter sediment from bath

## Cleaning Strength by Alkalinity Ratio:

### **EQUIPMENT:**

5 mL pipette  
125 mL Erlenmeyer flask or beaker  
25 or 50 mL burette (0.1 mL graduations)  
Magnetic stirrer with Teflon magnet  
pH meter

### **REAGENTS:**

DI water  
0.1 N Acid (HCL)  
Bromophenol Blue Indicator (if pH meter is not available)  
Bromothymol Blue Indicator (if pH meter is not available)

### **PROCEDURE**

1. Take a 500 mL sample from a well agitated cleaning bath
2. Transfer 5 mL sample into a flask or beaker.
3. Add deionized water to approximately 50 mL (volume is not critical).
4. Titrate with 0.1 N Acid to pH 6.0 (or titrate using Bromothymol Blue indicator to a yellow endpoint if a pH meter is not available).
5. Transfer a second 5 mL sample into a fresh flask or beaker.
6. Add deionized water to approximately 50 mL.
7. Titrate with 0.1 N Acid to pH 3.0 (or titrate using Bromophenol Blue indicator to a yellow endpoint if a pH meter is not available).
8. Calculate: Alkalinity Ratio = mL titrant to pH 3.0 (#7 above) ÷ mL titrant to pH 6.0 (#4 above)
  - Theoretical Alkalinity Ratio for DARACLEAN® 212 is 2.0
  - If Alkalinity Ratio is 2.0 – 4.5 ,add DARACLEAN® 212 as required to maintain concentration.
  - If Alkalinity Ratio is greater than 4.5, evaluate the cleaning performance of the bath. If cleaning performance has fallen off, dump and recharge with fresh product

## DARACLEAN® 212 Aerospace Specification Conformance:

ASTM F-331 – Nonvolatile Residue (NVR)  
ASTM F-483 – Immersion Corrosion  
ASTM F-484 – Stress Craze Acrylics Plastics  
ASTM F-485 – Unpainted Aircraft Surfaces  
ASTM F-502 – Painted Aircraft Surfaces  
ASTM F-519 – Hydrogen Embrittlement  
ASTM F-945 – Titanium Stress  
ASTM F-1110 – Sandwich Corrosion  
ASTM F-1111 – Low-embrittling Cd Plate

AMS 1526 – Aircraft Exterior Surfaces \*

ARP 1511 – Low-embrittling Cd Plate  
ARP 1512 – Sandwich Corrosion  
ARP 1755 – Stock Loss

Boeing BAC 5763 – Emulsion Aqueous Cleaning  
Boeing BAC 5763 – PSD 6-26 – Oxygen Systems  
Boeing BAC 5763 – PSD 6-36 – Type II Spray Degreasing  
Boeing BAC 5763 – PSD 9-3 – Oxygen Systems  
Boeing D6-48809 – Sandwich Corrosion

Douglas CSD#1 – General Purpose Cleaner

SCAQMD Clean Air Certification

*\* Some restrictions apply*

DARACLEAN® 212 conforms with many other aerospace, automotive, and industrial cleaning specifications. For more information on conformance to specifications, please visit [www.qnde.ca](http://www.qnde.ca)

## Ordering Information:

DARACLEAN® 212 is available in 5 gallon pails and 55 gallon drums:

<u>P/N</u>	<u>Description</u>	<u>Weight</u>
01-6030-40	DARACLEAN® 212, 5 US Gallons (18.9 liters)	44 Lb (20 kg)
01-6030-45	DARACLEAN® 212, 55 US Gallons (189.3 liters)	478 Lb (217 kg)

DARACLEAN® Brand Aqueous Cleaners are manufactured by MAGNAFLUX®, a division of Illinois Tool Works Inc. and distributed through local distributors around the world. For more information or to find a local distributor near you, please visit [www.qnde.ca](http://www.qnde.ca).

The information contained herein is based on our best knowledge, and is believed to be true and accurate. Please read all statements, recommendations, and suggestions contained herein in conjunction with MAGNAFLUX® conditions of sale, which apply to all goods supplied. MAGNAFLUX® assumes no responsibility for the use of these statements, recommendations, or suggestions, nor do we intend them as a recommendation for any use which would infringe any patent or copyright. We reserve the right to change specifications without prior notice or obligation



DISTRIBUÉ PAR / DISTRIBUTED BY:



QUEBEC

164, St-Jean-Baptiste  
Mercier, QC J6R 2C2  
T : (450) 691-9090

ONTARIO

275 Sheldon Drive, Unit 3  
Cambridge, ON N1T 1A3  
T : (519) 894-9069

[www.qnde.ca](http://www.qnde.ca)

# How to Measure Daraclean Concentration by Burette Titration

1. Use the How to Determine Titration Factor instructions to determine the titration factor for your cleaning solution.
2. Thoroughly agitate in-use cleaning bath, then take about 100 mL of cleaning solution.
3. Use a graduated cylinder, pipette, or syringe to measure 10 mL of cleaning solution.
4. Transfer cleaning solution sample to an Erlenmeyer flask and add 40 mL DI water to make a 50 mL sample. (Increased volume will help see the endpoint; exact volume is not critical.)
5. Add 5 drops of phenolphthalein (or other indicator) to sample and swirl to mix. Solution will turn pink (or other color depending on the indicator used).
6. While swirling, slowly add 0.5N HCl (or other 0.5N titrant) drop-by-drop to the sample until the solution turns clear (or other end-point color depending on the indicator used). Record the mL of titrant to reach the end-point.
7. Calculate cleaning solution concentration by:  
**mL of titrant to reach end-point × Titrant normality × Titration factor = % Cleaning solution**

## How to Determine Titration Factor

1. Prepare 100 mL of fresh 5% cleaning solution and 10% cleaning solution.
2. Use a graduated cylinder, pipette, or syringe to measure 10 mL of each prepared cleaning solution (5% and 10%).
3. Transfer each cleaning solution sample to an Erlenmeyer flask and add 40 mL DI water to each flask to make two 50 mL samples. (Increased volume will help see the endpoint.)
4. Add 5 drops of phenolphthalein (or other indicator) to each sample (5% and 10%) and swirl to mix. Solution will turn pink (or other color depending on the indicator used).
5. While swirling, slowly add 0.5N HCl (or other 0.5N titrant) drop-by-drop to the 5% sample until the solution turns clear (or other end-point color depending on the indicator used). Count and record the number of drops or mL of titrant added to reach the end-point. Repeat for 10% sample.
6. Calculate factor by:

$$\frac{\% \text{ Cleaning solution}}{\text{Number of drops of titrant to reach end-point}} = \text{Titration factor}$$

$$\text{Example: } \frac{5\%}{8 \text{ drops}} = 0.625$$

if titrating with acid other than 0.5N:

$$\frac{\% \text{ Cleaning solution}}{\text{mL of titrant to reach end-point} \times \text{Titrant normality}} = \text{Titration factor}$$

The titration factors for 5% and 10% samples should calculate out to be the same.

# How to Measure Daraclean Concentration by HACH Alkalinity Titration Kit

1. Thoroughly agitate in-use cleaning bath, then take about 100 mL of cleaning solution.
2. Fill the kit's measuring tube to the top with cleaning solution.
3. Transfer cleaning solution sample into the mixing bottle.
4. Add one packet of Bromcresol Green-Methyl Red indicator powder to the mixing bottle and swirl to dissolve. Solution will turn blue-green.
5. While swirling, slowly add Sulfuric Acid titrant solution drop-by-drop to the sample until the solution turns pink. Count how many drops are added to turn the solution pink.

6. Calculate cleaning solution concentration by:

$$\text{Number of drops of titrant to reach end-point} \times \text{Titration factor} = \% \text{ Cleaning solution}$$

Product	Titration Kit Titration Factor*
Daraclean 121	6.3
Daraclean 200	1.15
Daraclean 212	0.7
Daraclean 232	1.8
Daraclean 235	2.15
Daraclean 236	2.5
Daraclean 238	0.8
Daraclean 257	1.0
Daraclean 259	0.65
Daraclean 282	1.7
Daraclean 282GF	1.43
Daraclean 283	1.66
LC5	0.08
Magnavu Dip	1.4
Magnavu Spray	1.4
615	0.71

\* Titration factors in this table apply only to titrations performed with the HACH Alkalinity Titration Kit.

## Alkalinity Titration Kit Ordering Information

**Description:** Alkalinity Test Kit, Model AL-TA

**Product #:** 2314500

**Manufacturer:** Hach Company

DISTRIBUÉ PAR / DISTRIBUTED BY:



QUEBEC  
164, St-Jean-Baptiste  
Mercier, QC J6R 2C2  
T: (450) 691-9090

ONTARIO  
275 Sheldon Drive, Unit 3  
Cambridge, ON N1T 1A3  
T: (519) 894-9069

[www.qnde.ca](http://www.qnde.ca)