



Spellman's LPX Series are perfectly suited for today's demanding NDT inspection requirements. LPX units are rugged, easy to transport and the optional LPX1620 Tubehead Stand allows for quick set up and provides rigid support for optimal image quality. The tubehead stand incorporates telescoping legs, a hand wheel-driven variable height adjustment and lockable hand wheel controlling the tubehead tilt and horizontal rotation. The tubehead cradle is cushioned for secure mounting and vibration damping. A bubble-type indicator is included for quick and easy leveling of the tubehead.

### SPECIFICATIONS

#### Horizontal Rotation:

360°

#### Tilt:

-45° to +90°

#### Dimensions:

Footprint of legs:

43" (109cm) min., 70.5" (179cm) max.

Floor to center line of tubehead ring:

45.5" (115cm) min., 83.5" (212cm) max.

#### Weight:

35lbs. (16kg)

### SET-UP

1. Extend tripod legs outward
2. Loosen height lock knob and raise gearhead mount approx. 3 inches
3. Place gearhead on tripod shaft. Align set screw hole in shaft with hole in gearhead mount. Using supplied hex key, tighten set screw to engage gear head mount.
4. Mount tubehead in cradle. Open knurled latch and outer ring to remove cradle assembly. Release the two hook latches on the cradle to open it. Fit cradle over tubehead making sure any cooling manifolds are positioned between cushioning pads. Latch the hook latches securely.
5. Mount cradle in the gear head outer ring. Close and latch the knurled knob locking mechanism.
6. Use the height, tilt, and rotation controls to position the X-Ray tubehead as needed. Lock all adjustments before making X-Ray exposures.

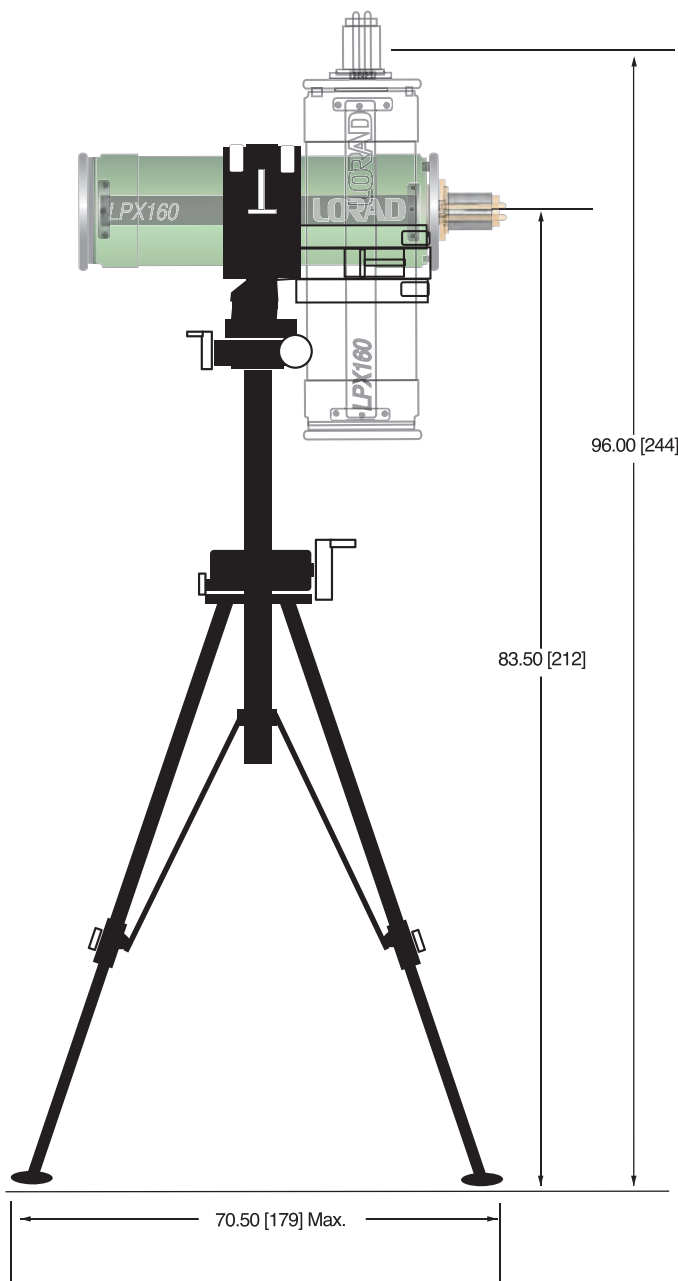
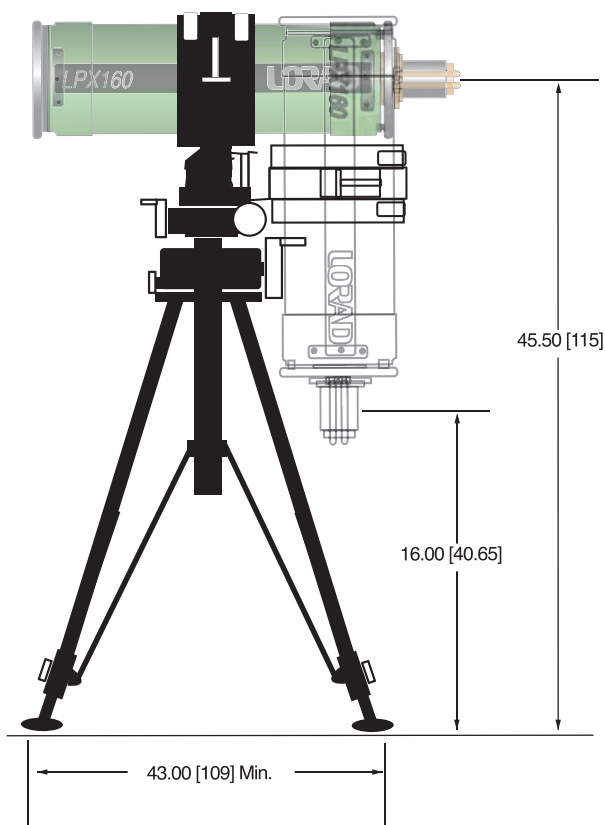
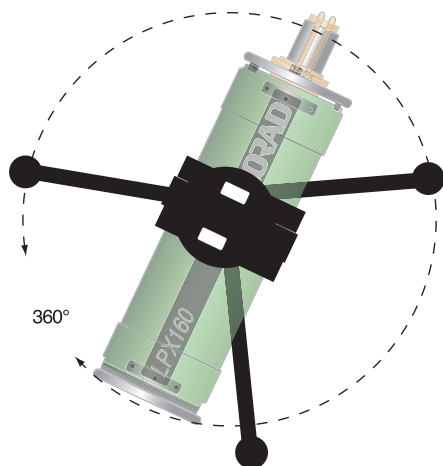


The LPX1620 Tubehead Stand is compatible with all LPX160, LPX200 and LPX300 tubehead assemblies

### LPX1620 MODEL SELECTION TABLE

PART NUMBER	DESCRIPTION
3-000-0754	Tubehead stand for LPX160 and LPX200
3-000-0756	Tubehead stand for LPX300

DIMENSIONS: in. [cm]



**Corporate Headquarters**  
**Hauppauge, New York USA**  
**+1-631-630-3000 FAX: +1-631-435-1620**  
**e-mail: sales@spellmanhv.com**

DISTRIBUÉ PAR / DISTRIBUTED BY:

**QND**  
**QUALITY NDE LTD**

**QUEBEC**

164, St-Jean-Baptiste  
 Mercier, QC J6R 2C2  
 450-691-9090  
 info@qnde.ca

**ONTARIO**

275, Sheldon Drive, Unit 3  
 Cambridge, ON N1T 1A3  
 519-894-9069  
 nadams@qnde.ca

**ALBERTA**

7507, 50 street NW  
 Edmonton, AB T6B 2J9  
 587-689-6811  
 lfields@qnde.ca

[www.qnde.ca](http://www.qnde.ca)

1-800-361-3630

128098-001 REV. B