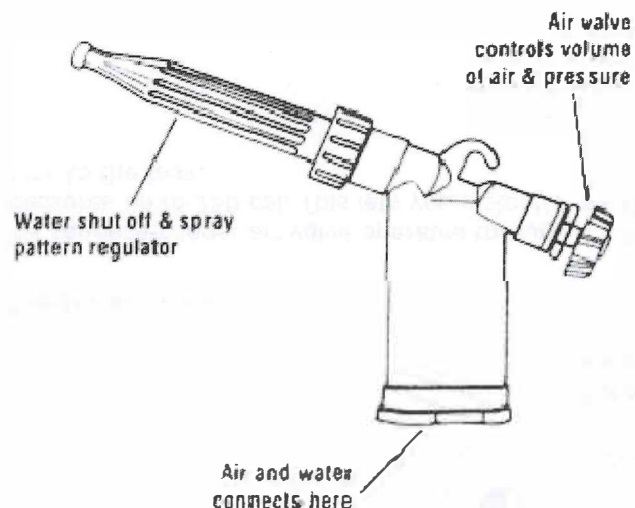


### Model 100: Top Valve



#### To Install:

Connect air inlet to air hose with standard  $\frac{1}{4}$ " pipe thread coupling or with a quick coupler, use  $\frac{1}{2}$ " hose to assure the proper volume of air to the washer, connect water inlet to standard water hose of good quality with standard hose type coupler.

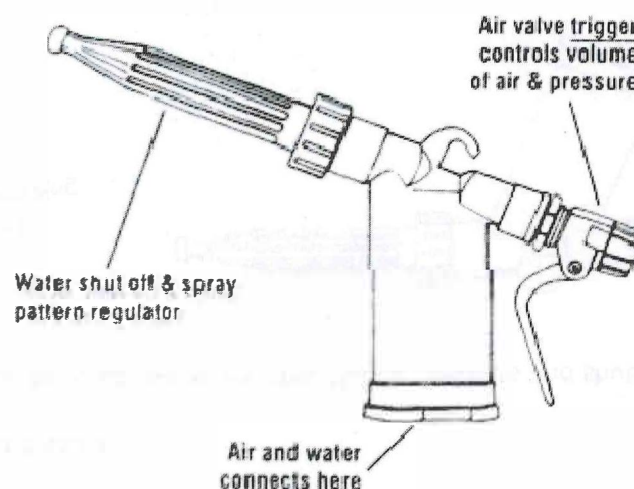
#### To Operate:

Air valve trigger controls air volume, open water adjustment (tube) with at least two complete turns of tube, for a fine mist close water adjustment to desired spray, the effective force for removing heavy soil is at a distance of 3 feet or less from the surface to be cleaned.

#### To Service:

Clean the air jet "A" of your Hydro-Air washer periodically, to do this remove both the number 1. large nut and number 2. nozzle tube, and clean out small air outlet through air jet with a piece of wire and reverse compressed a jet.

### Model 200: Trigger



THE HYDRO-AIR uses approx.  $3\frac{1}{2}$  cu. ft. of air per minute, varying of course with air pressure uses, and less than  $3\frac{1}{2}$  gallons of water per minute with 70 lbs. water pressure.

#### Air Connection:

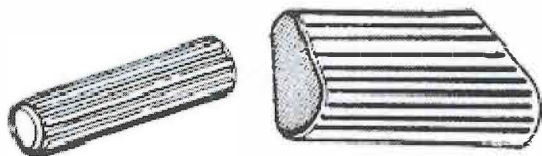
Standard  $\frac{1}{4}$ " pipe thread.  $\frac{3}{8}$ " air hose.

#### Water Connection:

Standard hose thread. For best results use  $\frac{3}{4}$ " water pipe and  $\frac{1}{2}$ " air line. Connect the Hydro-Air washer with  $\frac{5}{8}$ " water hose and  $\frac{3}{8}$ " air host, for best results.

#### Recommended Air Pressure:

For simple cleaning - 75 lbs. or more. When heavier blasting forces are needed use 150-200 lbs.

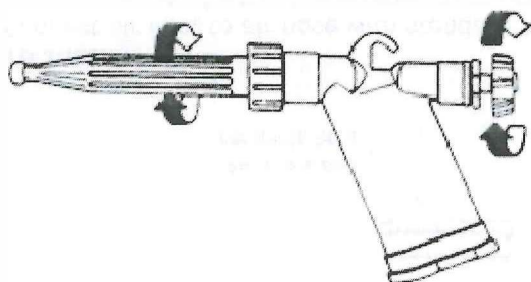
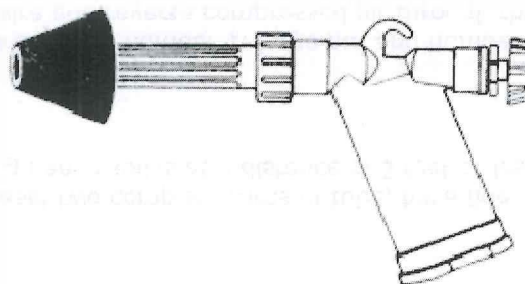


### Slip-On Rubber Grips

Both models of the Hydro-Air Washer come with slip-on rubber grips to insulate hands during hot water use.

### F-41 Flushing Adapter

Rubber adapter fits virtually all automobile radiators and many commercial heat exchangers. Delivers a high-power cleaning force to thoroughly remove rust and scale.



### Air Valve Knob

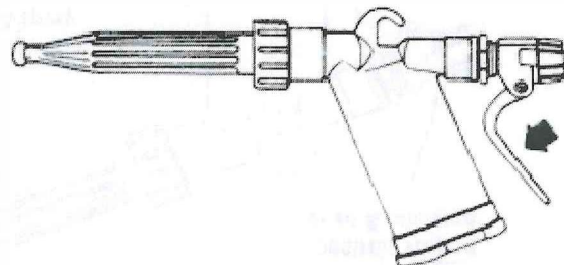
The adjustable air valve knob lets you preset and maintain optimum cleaning force every time.

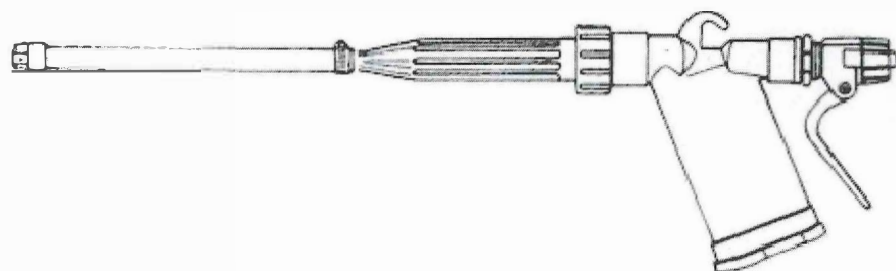
### Adjustment Nozzle

Rotate nozzle to adjust water volume. Nozzle regulates and shuts off water.

### Trigger Air Valve

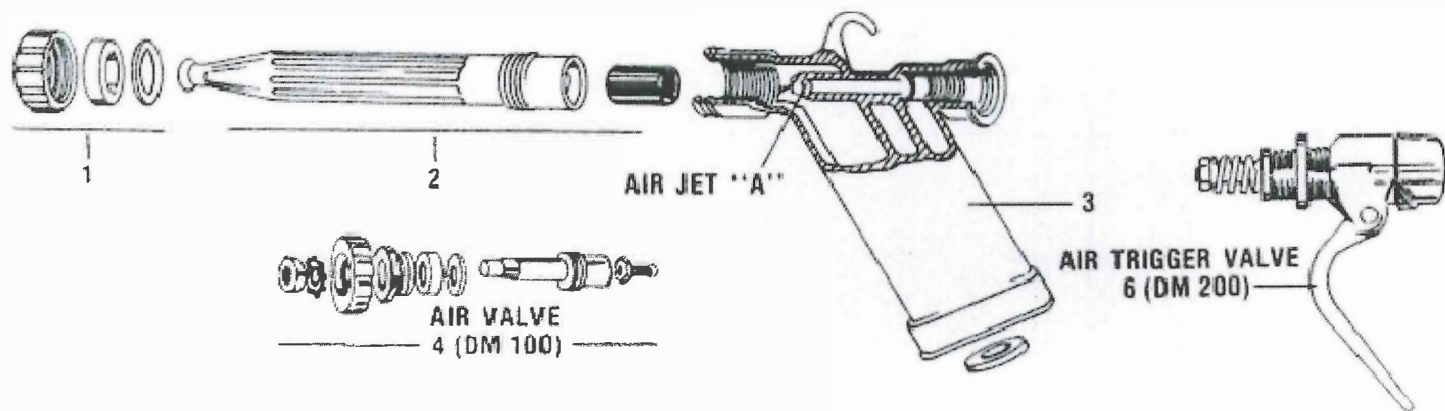
The squeeze-trigger air valve operates through a full range of pressures up to 250 psi. This lets you instantly match the cleaning force to the task.





### N-21 Nozzle Extension

The nozzle extension set includes a 9" semi-rigid plastic tube or reaching around and under protruding parts when cleaning or degreasing, and a 9" tube with an offset spray tip for use between closely aligned surfaces.



### Parts List

1. Large nut with seals
2. Nozzle (tube) with venturi
3. Gun handle with hose washer
4. Air valve assembly (DM 100)
5. Complete rubber seal replacement kit
6. Air trigger valve complete (DM 200)
7. 1 Set rubber handle and nozzle grip

DISTRIBUÉ PAR / DISTRIBUTED BY:

**QNDE**  
QUALITY NDE LTD

### QUEBEC

164, St-Jean-Baptiste  
Mercier, QC J6R 2C2  
450-691-9090  
info@qn.de.ca

### ONTARIO

275, Sheldon Drive, Unit 3  
Cambridge, ON N1T 1A3  
519-894-9069  
nadams@qn.de.ca

### ALBERTA

7307, 50 street NW  
Edmonton, AB T6B 2J9  
587-689-6811  
lfields@qn.de.ca



[www.qn.de.ca](http://www.qn.de.ca)

1-800-361-3630